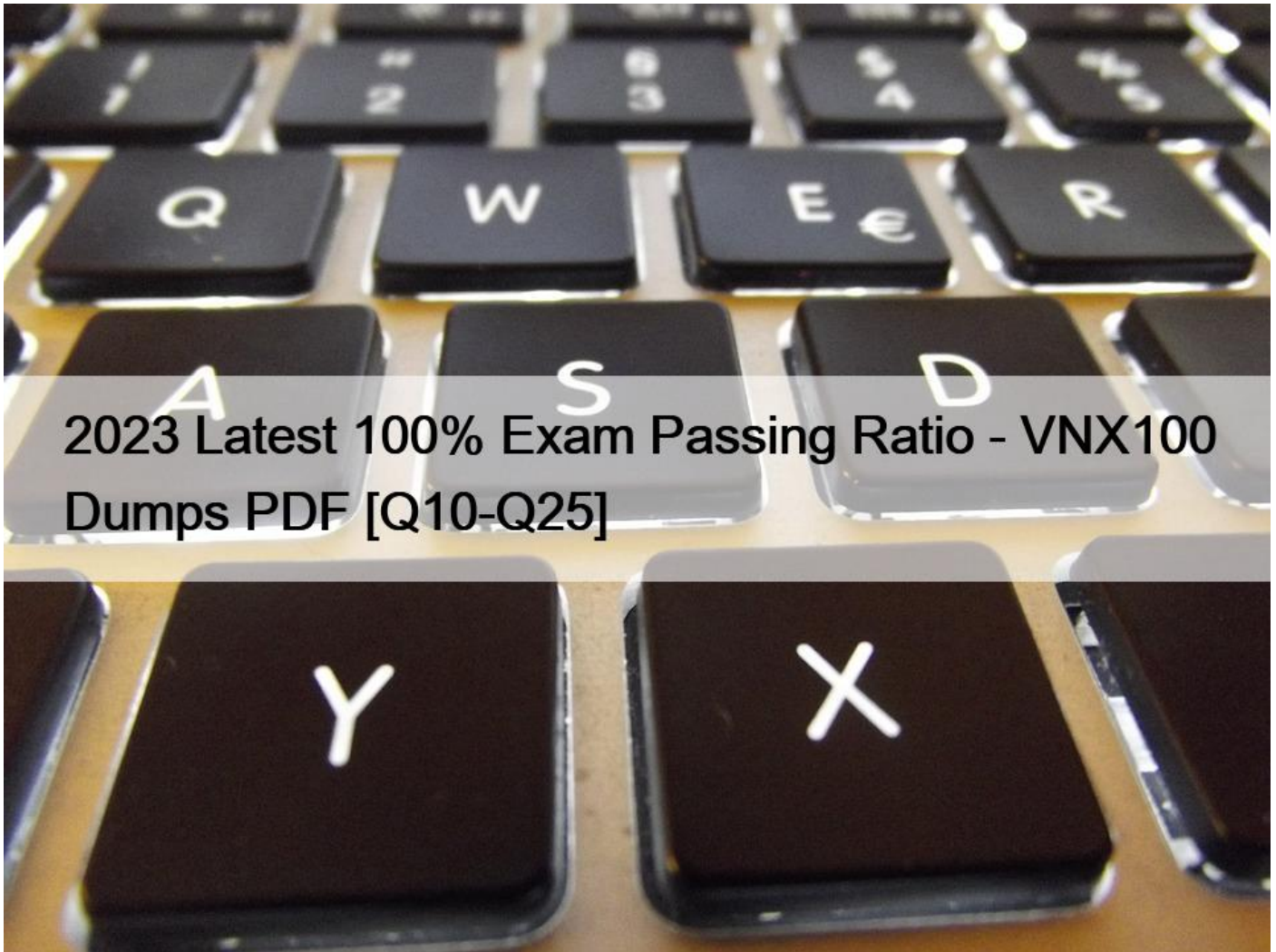


## 2023 Latest 100% Exam Passing Ratio - VNX100 Dumps PDF [Q10-Q25]

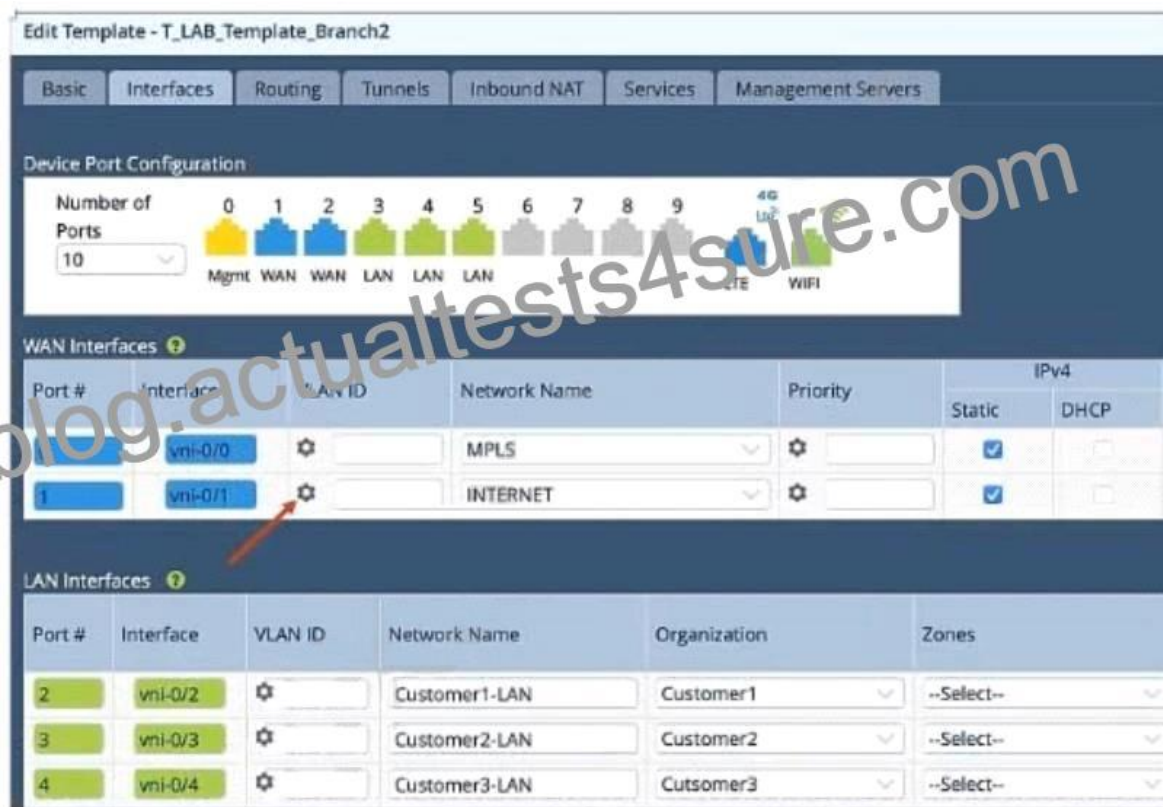


2023 Latest 100% Exam Passing Ratio - VNX100 Dumps PDF  
Pass Exam With Full Sureness - VNX100 Dumps with 62 Questions

**Q10.** Which two statements about Versa Secure Access (VSA) are true? (Choose two.)

- \* The VSA gateway is always hosted in a public cloud.
- \* LDAP can be used to authenticate remote secure access users.
- \* VSA supports multi-factor authentication.
- \* The VSA client does not support split tunneling.

**Q11.** Review the exhibit.



Referring to the gear icon shown in the exhibit, when would you select the gear icon for a VLAN in a template workflow?

- \* when all the devices sharing this workflow template have the default VLAN on the vni-0/1 interface
- \* when all the devices sharing this workflow template have the same VLAN on the vni-0/1 interface
- \* when all the devices sharing this workflow template have different VLANs on the vni-0/1 interface
- \* when all the devices sharing this workflow template have more than one VLAN on the vni-0/1 interface

**Q12.** What are two ways that a service template would be used? (Choose two.)

- \* as a post-staging template for multiple CPEs
- \* to apply an identical QoS configuration to multiple CPEs
- \* to apply a non-identical service configuration to multiple CPEs
- \* to share an identical service configuration across tenants

**Q13.** Yesterday, several users notified the network administrator that network performance was poor. However, today the users are not experiencing any network problems.

In this scenario, which Versa component would help identify the issue?

- \* Versa Director troubleshooting tools
- \* Versa Analytics dashboards
- \* Versa Controller logs
- \* Versa Director monitoring dashboards

**Q14.** Which two statements about the Versa SD-WAN control plane are true? (Choose two.)

- \* SD-WAN topology is discovered using eBGP.
- \* SD-WAN topology is discovered using MP-iBGP.
- \* Versa Private Address Family is used to advertise topology information.

\* NETCONF advertises topology changes.

**Q15.** Which statement about site discovery in a Versa Secure SD-WAN solution is true?

- \* When a new site is provisioned, the administrator must add the new site information to existing site configurations.
- \* When a new site is provisioned, Versa Director notifies existing sites of the newly added site.
- \* When a new site is provisioned, Versa Controller reconfigures existing sites with the new site details.
- \* When a new site is provisioned, existing sites auto-discover the new site using MP-BGP.

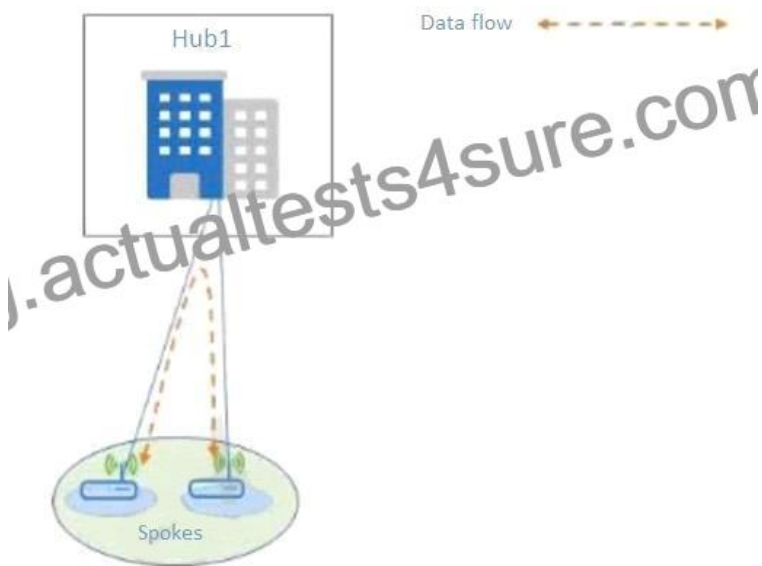
**Q16.** A customer has a site activation planned using script-based provisioning; however, while unboxing the SD-WAN CPE, the engineer notices that the console cable is missing.

In this scenario, what would an engineer do to initiate the script-based provisioning?

- \* Connect a laptop to any LAN port on the device.
- \* Connect a laptop to any WAN port on the device.
- \* Connect a laptop to the management port on the device.
- \* Connect a laptop to the auxiliary port on the device.

**Q17.** Review the exhibit.

Which hub topology is shown in the exhibit?



- \* spoke-to-spoke only
- \* spoke-to-spoke via hub
- \* spoke-to-spoke direct
- \* spoke-hub-hub-spoke

**Q18.** Which three features are included in the Versa Operating System? (Choose three.)

- \* HTTP Proxy
- \* CDN
- \* CGNAT
- \* Multicast

- \* NTP server

**Q19.** What are two node personalities in a Versa Analytics cluster? (Choose two.)

- \* Controller
- \* Search
- \* Analytics
- \* Gateway

**Q20.** Which two Versa solution components support REST APIs? (Choose two.)

- \* Versa Controller
- \* Versa Analytics
- \* Versa CPE
- \* Versa Director

**Q21.** Which two configuration options are set in a Device Template workflow? (Choose two.)

- \* number of WAN/LAN ports
- \* Device Group
- \* serial number
- \* Direct Internet Access

**Q22.** What is the default load balancing algorithm set in an SD-WAN Forwarding Profile?

- \* High Available Bandwidth
- \* Per Packet
- \* Weighted Round Robin
- \* Per Flow

**Q23.** Which statement about the function of an SD-WAN Forwarding Profile is true?

- \* It defines the criteria for custom applications and services.
- \* It defines the criteria for matching traffic.
- \* It defines the link-performance parameters.
- \* It defines which of the WAN links should be selected to forward the outgoing traffic.

**Q24.** A Versa Analytics reporting view allows you to perform which three actions? (Choose three.)

- \* to export logs to an external reporting server
- \* to send reports by e-mail
- \* to generate reports periodically
- \* to create reports for license compliance
- \* to create custom reports

**Q25.** Which two parts in the SD-WAN policy rules are used to steer traffic? (Choose two.)

- \* Logging
- \* Schedules
- \* Applications
- \* Anti-virus

**Verified VNX100 dumps Q&As - 100% Pass from Actualtests4sure:**  
<https://www.actualtests4sure.com/VNX100-test-questions.html>