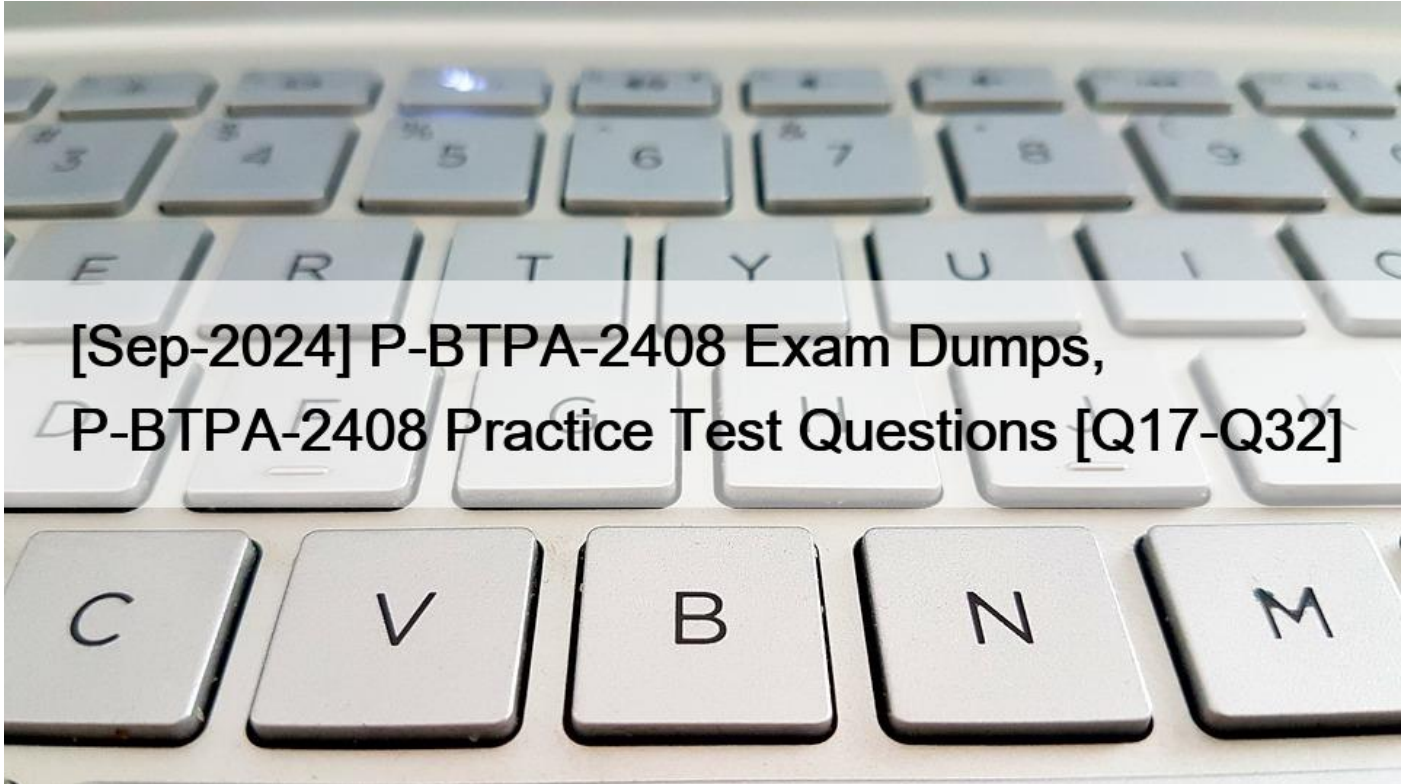


[Sep-2024 P-BTPA-2408 Exam Dumps, P-BTPA-2408 Practice Test Questions [Q17-Q32]



[Sep-2024] P-BTPA-2408 Exam Dumps, P-BTPA-2408 Practice Test Questions
Attested P-BTPA-2408 Dumps PDF Resource [2024]

NEW QUESTION 17

A company is struggling with organizing and managing their dat

a. Their data is distributed across many databases and datastores. The data structures are also very inconsistent. They need harmonized aggregated data to be used as the basis of advanced highly summarized reports for senior executives. They prefer to use the latest SAP solutions.

Which of the following solutions would you recommend?

- * SAP Datasphere
- * SAP HANA Cloud
- * SAP Analytics Cloud
- * SAP HANA Cloud, data lake

NEW QUESTION 18

Company XYZ, a global firm with 25K+ employees across the geographic locations Europe (headquarters), the USA (manufacturing), and South America (procurement), is migrating to SAP S/4HANA using SAP BTP. Each geographic location has

dedicated IT staff managing access, authorizations, and SAP BTP resource quotas. For cost control, the company aims to analyze and optimize the usage and cost of SAP BTP resources both globally and by geographic location, intending to enhance their SAP BTP Account model structure.

Which of the following SAP BTP account models are appropriate? Note: There are 2 correct answers to this question.

- * One global account for each business function with a corresponding subaccount for that region
- * One global account for each business function with a corresponding directory for that region
- * One global account with one directory for each region
- * One global account with one subaccount for each region

NEW QUESTION 19

Applications on a customer's Marketing subaccount continuously crash due to insufficient memory.

At the global account level, what can you use to allocate more memory to the Marketing subaccount?

- * Quota
- * Service Assignment
- * Entity Assignment
- * Entitlement

NEW QUESTION 20

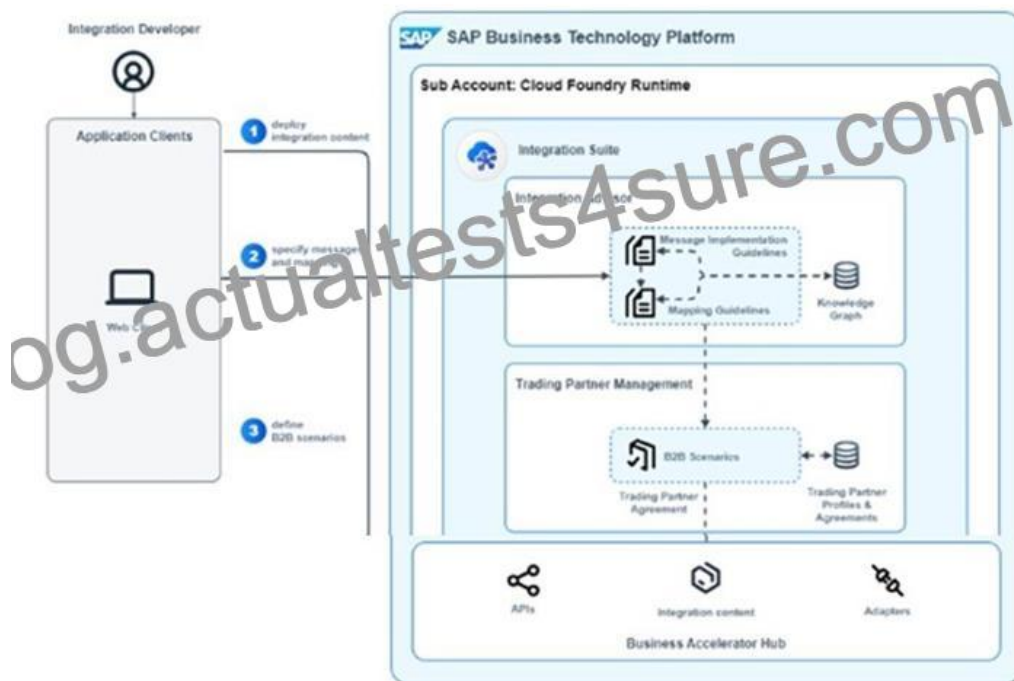
To comply with General Data Protection Regulation (GDPR), a company wants to build an application that allows their customers to delete their personal user information from the company's systems.

Which SAP BTP service provides the APIs to build the application?

- * SAP Data Privacy Integration
- * SAP Credential Store
- * SAP Data Retention Manager
- * SAP Personal Data Manager

NEW QUESTION 21

In which phase of the SAP Integration Solution Advisory Methodology is a technology mapping of customer use cases and SAP BTP integration services produced (for an example of a solution architecture blueprint, see the attached diagram)?



- * Enable a practice of empowerment
- * Define integration best practices
- * Design your hybrid integration platform
- * Assess your integration strategy

NEW QUESTION 22

A customer's sales department is having problems with governmental authorities dealing with transparency around logging events related to security and other compliance topics.

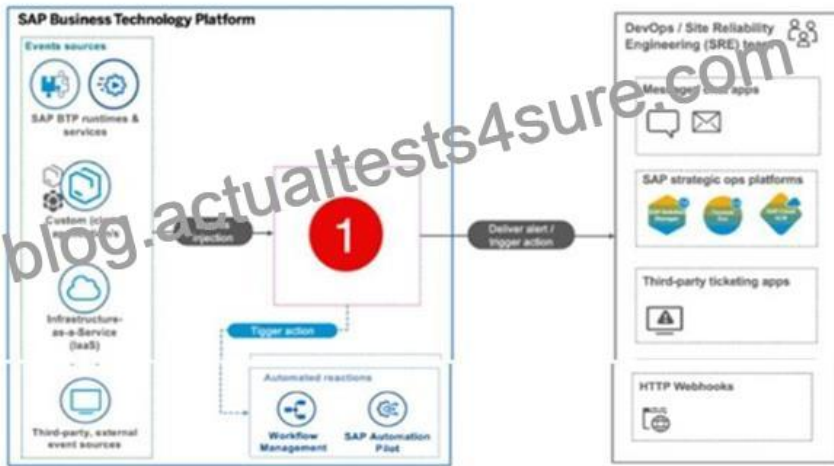
As an SAP Solution Architect, which SAP BTP service would you recommend for being compliant with regulations?

- * SAP Audit Log service
- * SAP Cloud Management service for SAP BTP
- * SAP Application Logging service for SAP BTP
- * SAP Cloud Logging service

NEW QUESTION 23

The DevOps / Site Reliability Team has a question for you. Over the course of the last month, several trust certificates have expired for several SAP BTP destinations, which has in turn occupied a significant portion of their time reinstalling. They wish to be informed before the certificate expires and to have a workflow triggered automatically.

As a solution architect, which SAP BTP service would you recommend (see attached diagram >)?

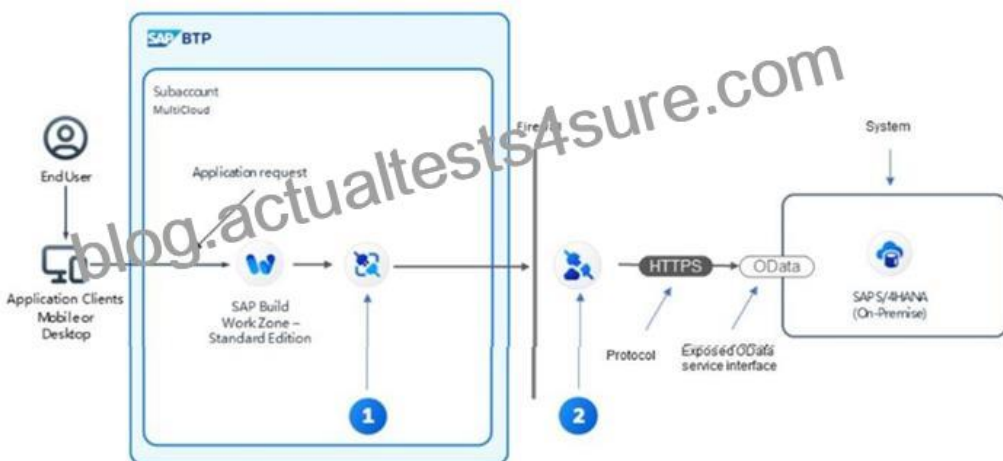


- * SAP Solution Manager
- * SAP Solution Lifecycle Management service for SAP BTP
- * SAP Monitoring service for SAP BTP
- * SAP Alert Notification service for SAP BTP

NEW QUESTION 24

A customer wants to establish connectivity between applications being executed by end users and the on-premise backend system (SAP S/4HANA).

Based on the attached diagram, which combination is necessary to establish the connectivity?



- * Cloud Connector for 1 and Destination Service for 2
- * Connectivity Service for 1 and Cloud Connector for 2
- * Custom Connector for 1 and Connectivity Service for 2
- * Destination Service for 1 and Connectivity Service for 2

NEW QUESTION 25

A customer has developed an application. This application crashes occasionally. They want to collect metrics and traces to fix the problems that cause the application to crash. They are particularly impressed with the OpenSearch specification from Apache and would like to use an SAP BTP solution based on it, if one is available.

Which SAP BTP services would you recommend? Note: There are 2 correct answers to this question.

- * SAP Cloud Logging service
- * SAP Application Logging service for SAP BTP
- * SAP Audit Log service
- * SAP Cloud Management service for SAP BTP

NEW QUESTION 26

As a solution architect, you are in a meeting about the design of a new application to manage the delivery process of goods or services. The extension will be maintained by the line of business (as opposed to IT).

The following application parameters/features are discussed:

- * Tracking deliveries in real-time
- * Optimizing delivery routes
- * Providing delivery notifications to customers.
- * Scaling according to usage
- * Maintenance downtime must be short.

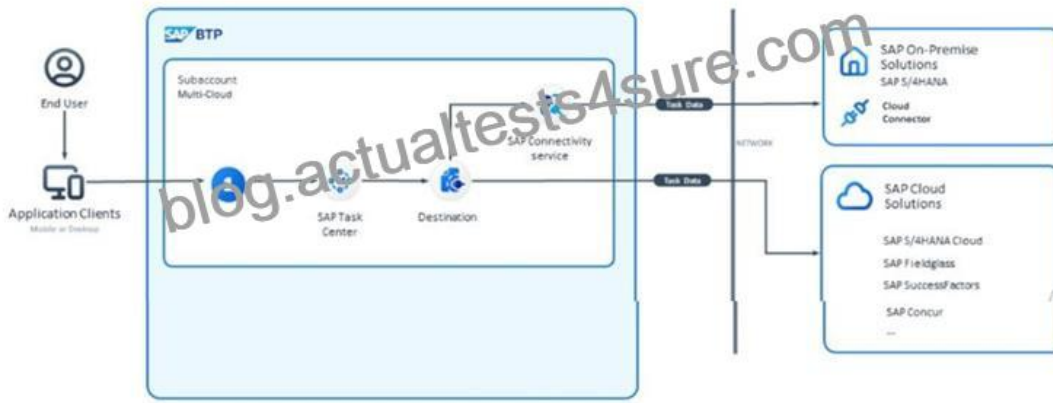
Which extension type is best suited for this application?

- * Side-by-side
- * Classic
- * Key user

NEW QUESTION 27

A new application is to be developed to help manage production orders. About 8000 users will be using the app, about 1000 of them concurrently. The app must run on mobile devices and plant managers themselves will be maintaining the app.

Which solutions should be used for the placeholder `“1”` in the attached diagram? Note: There are 2 correct answers to this question.



- * SAP Build Code
- * SAP Build Work Zone
- * SAP Build Apps
- * SAP Build Process Automation

NEW QUESTION 28

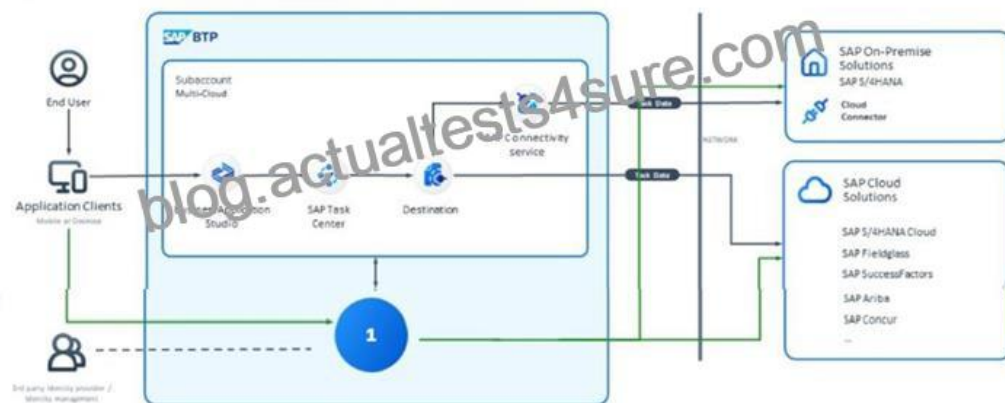
Which part of the SAP AI architecture is responsible for providing the real-time, business-specific data to enable retrieval-augmented generation?

- * SAP HANA Cloud vector engine
- * SAP Joule
- * Generative AI hub
- * SAP AI Core

NEW QUESTION 29

You are a solution architect and your client has recently completed a merger and acquisition. Your client uses SAP S/4HANA Cloud Public Edition and the acquired company is using SAP ECC 6.0. For business and legal reasons, the users of the acquired company cannot yet be added to the global user directory. The acquired users still need access to the custom application.

Given the attached diagram, which solution would you recommend to your client in $\&\#8220;1\&\#8221;$; to enable this access?



- * SAP Cloud Identity Services – Identity Authentication
- * SAP Cloud Identity Services – Identity Provisioning
- * SAP Authorization and Trust Management Service
- * SAP Secure Login Service for SAP GUI

NEW QUESTION 30

A manufacturer wants to discuss the design of a solution that tracks and manages stock availability and movement of goods within a warehouse. They want to ensure that movements are aggregated for reporting purposes and that these reports can be used to optimize stock movements. They also want to use the newest solutions to build these reports.

Which of the following solutions can be used together to fulfill the requirements? Note: There are 3 correct answers to this question.

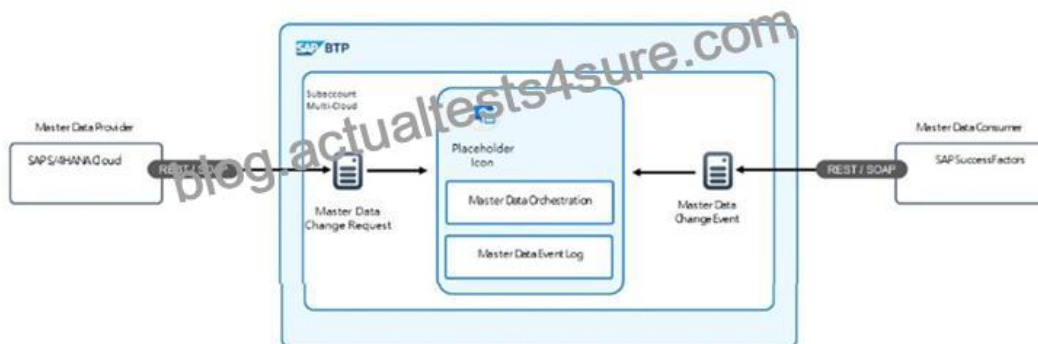
- * SAP Data Intelligence
- * SAP HANA Service (SAP Regions) for SAP BTP
- * SAP Analytics Cloud
- * SAP Datasphere
- * SAP HANA Cloud

NEW QUESTION 31

The customer is looking to use an SAP BTP service to replicate master data objects across connected business applications. The service should be based off of the process integration style and the integration use case pattern as defined in the SAP Integration Solution Advisory Methodology.

The customer wants to use an SAP BTP service to synchronize the workforce person master data object between SAP S/4HANA Cloud and SAP SuccessFactors HXM Suite as part of the Hire to Retire process (for cloud deployment). They prefer a service that uses a “hub and spoke” model to enable the synchronization.

Which of the following SAP solution should the customer use as the “Placeholder Icon” (see attached diagram)?



- * SAP Master Data Integration
- * SAP Master Data Governance
- * SAP Cloud Integration
- * SAP NetWeaver Master Data Management

NEW QUESTION 32

You are a solution architect on a brownfield project where an SAP ECC 6.0 system is being migrated to SAP S/4HANA Cloud public edition. Two mission-critical legacy applications must be migrated to the new system. There is some debate on the project team as to the appropriate programming model to use:

* Application 1 was originally written using classic ABAP. The underlying SAP tables that the application originally relied on have been removed and the data now exists in a new simplified table in SAP S/4HANA Cloud public edition (to which table extensions are not permitted). Additional data needed for the application resides in SAP Ariba. Remote interfaces exist for both to select the data.

* Application 2 was originally written using Java and relied upon tables from the SAP ECC 6.0 system as well as SAP PLM 4.0. The PLM system will be retired; however, the SAP S/4HANA Cloud public edition instance has all the data needed for the application. No remote interfaces exist to select the data.

Which of the following approaches should the customer use? Note: There are 2 correct answers to this question.

- * Rewrite application 2 using the Cloud Application Programming Model
- * Rewrite application 1 using the Cloud Application Programming Model
- * Rewrite application 2 using the ABAP RESTful Application Programming Model
- * Rewrite application 1 using the ABAP RESTful Application Programming Model

Latest P-BTPA-2408 Actual Free Exam Questions Updated 42 Questions:

<https://www.actualtests4sure.com/P-BTPA-2408-test-questions.html>